

QuaHSCO

2020 Quarantined
High School
Championship Online

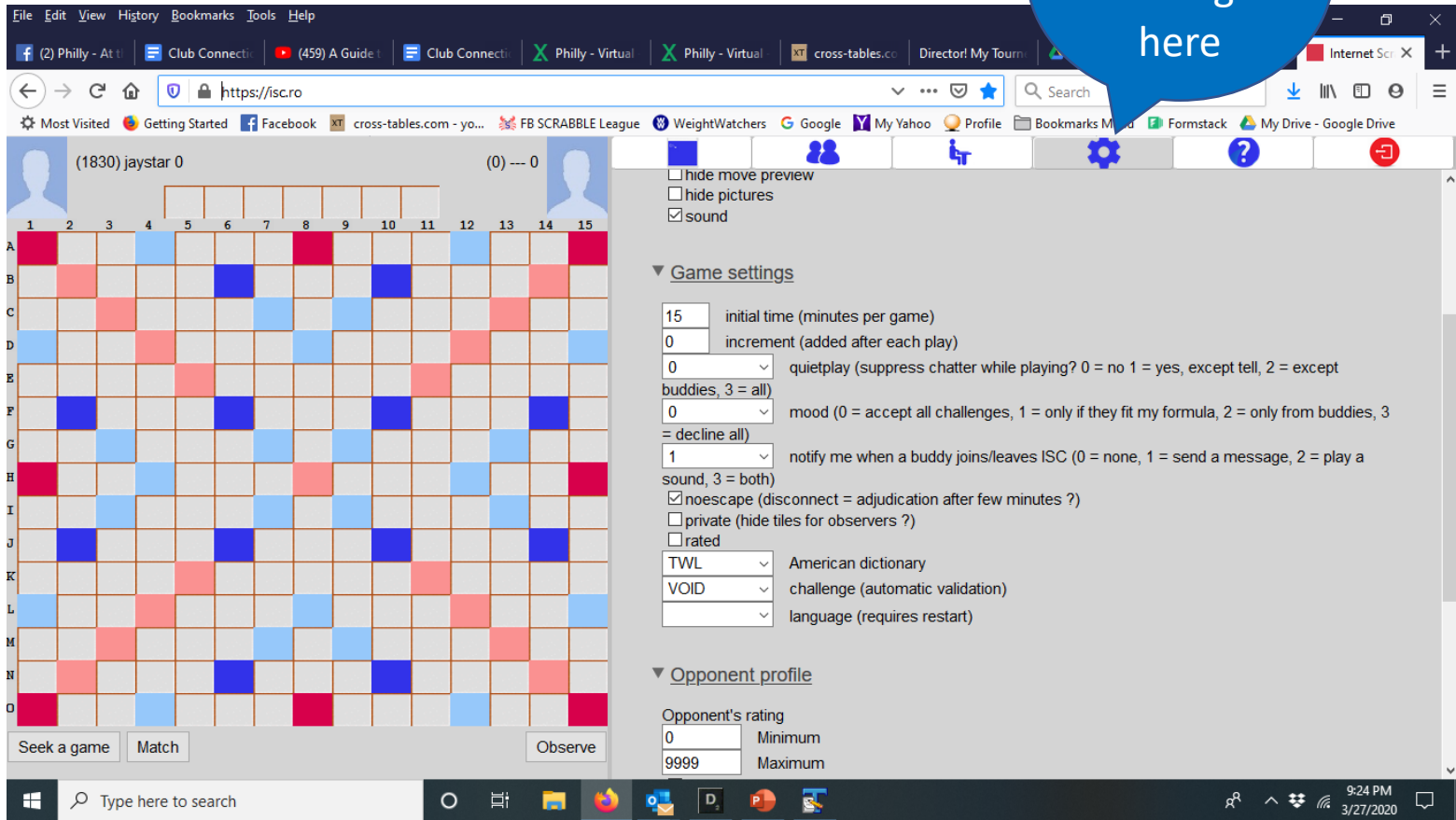
Tournament playing guide

Internet Scrabble Club (ISC)

- [Register for ISC](#)
- Not familiar with ISC? [Watch this video](#) created by former North American Scrabble champion Will Anderson
- Play a bunch of games before the tournament to get used to the site

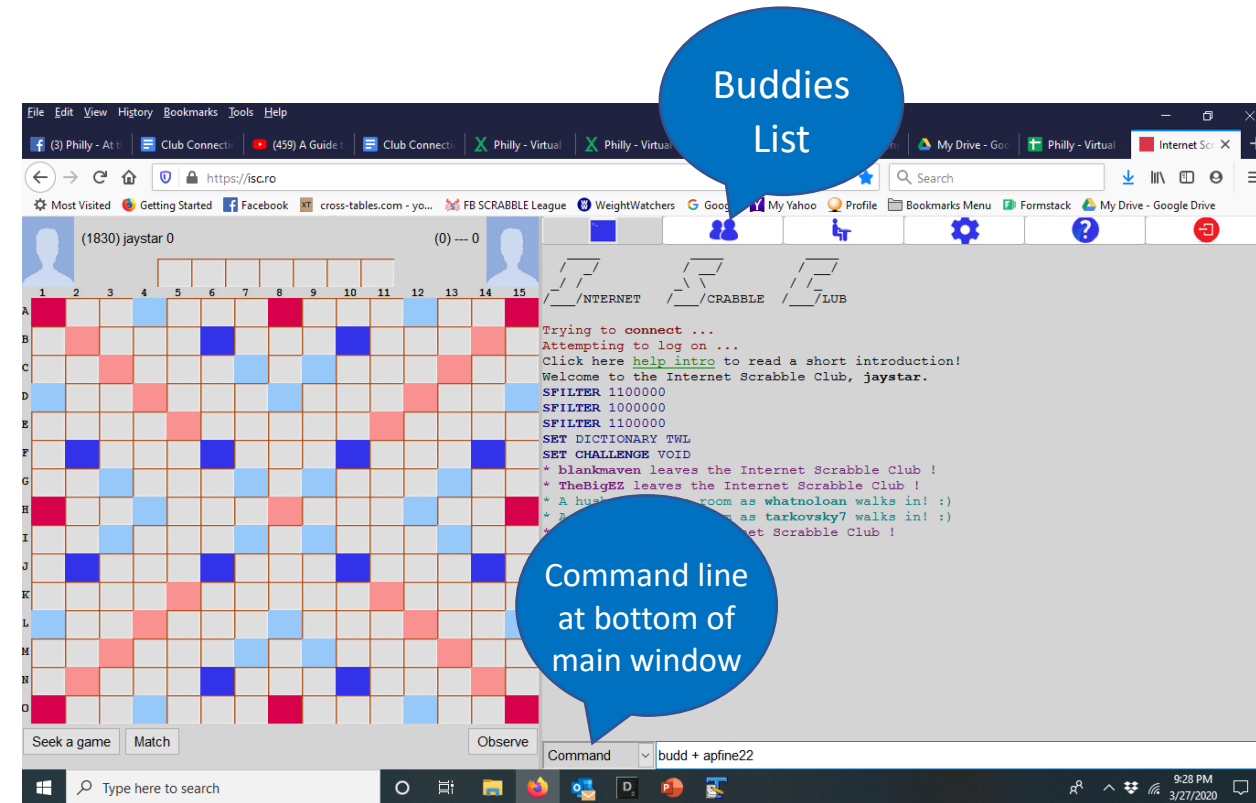
Things to do before QuaHSCO

- On ISC, set your Game Settings to:
 - Initial time: 20 Minutes
 - Dictionary: TWL
 - Challenge: Double
 - Rated: Yes
 - You can ignore the rest



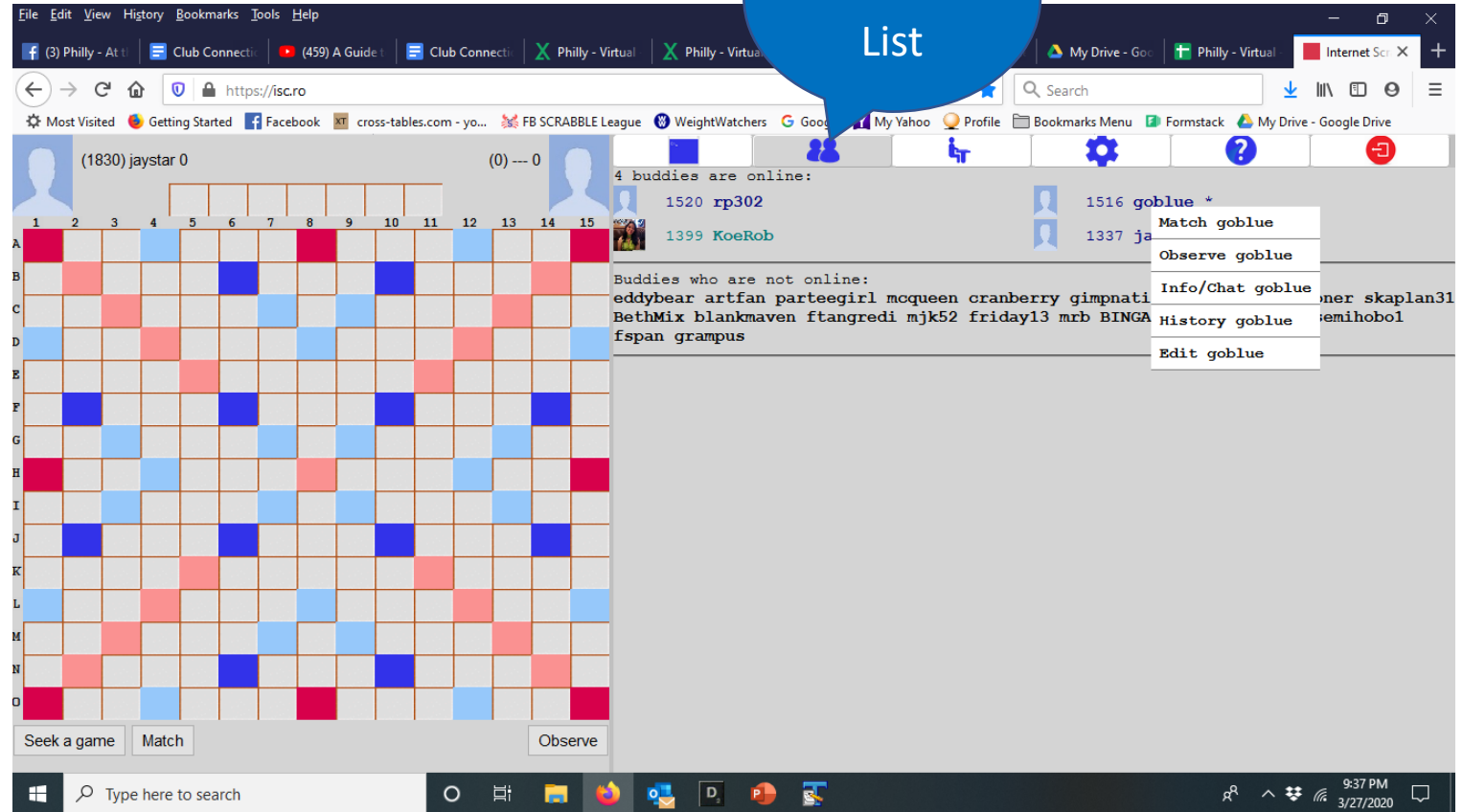
Things to do before QuaHSCO (continued)

- Add players to your Buddies List
 - On the Buddies page, type a handle into the search bar and hit enter or
 - Using the Command line at the bottom of the screen, type **budd +ISC handle** and hit enter
 - You can find player handles on the [QuaHSCO roster](#)
- Join the QuaHSCO chat Channel 52, which will be used for announcements during the tournament
 - Using the Command line, type **chann +52**
 - You can remove yourself afterward by typing **chann -52**



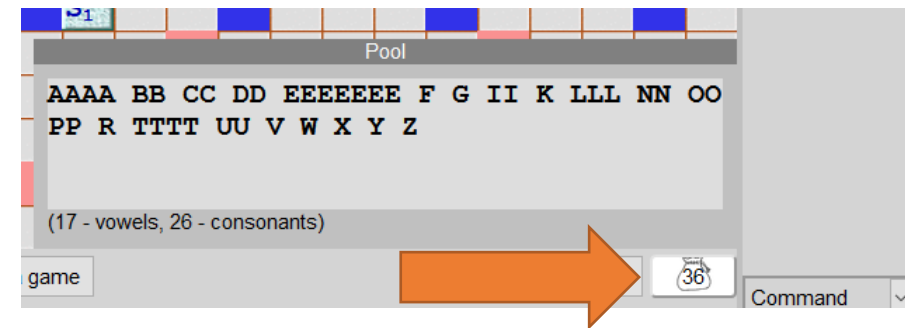
How to start a QuaHSCO game on ISC

- Type in the Command line
 - *match ISC handle*
- Or, from your Buddies list (or anywhere on the main page), left click on your opponent's handle and select
 - *Match*
- By left clicking on a handle you also can select
 - *Observe* to watch a game in progress
 - *Chat* to open a separate chat window



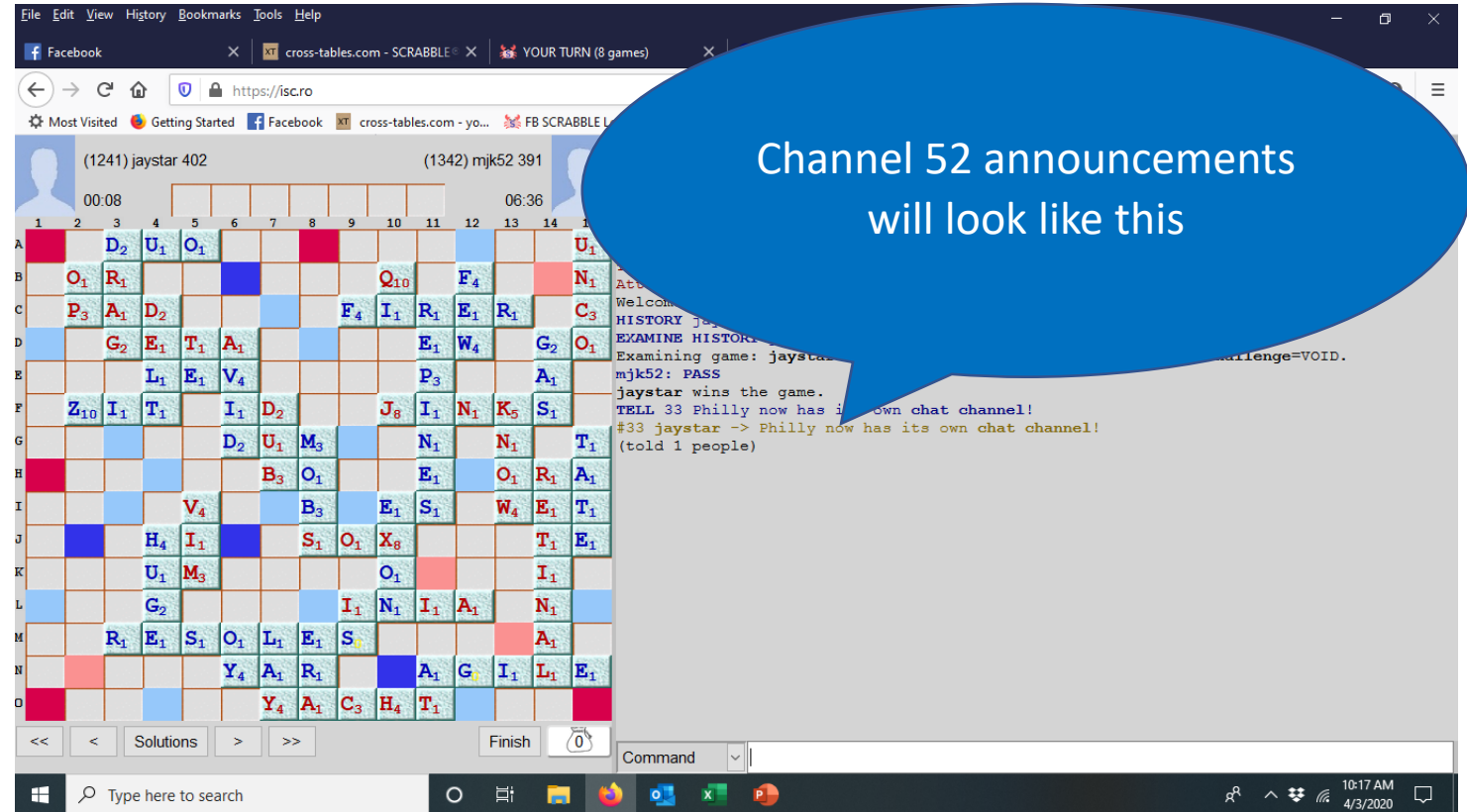
Starting and playing a QuaHSCO game

- Find your opponent for each round on the QuaHSCO Live Coverage page live.wgvc.com
- The higher-seeded player Matches their opponent
- Pairings indicate who goes first and second. If the game starts with you going first but the pairings say you're second, click Pass to allow your opponent to play first
- If your ISC connections drops, log back in and match your opponent. The game should resume
- Click on your clock to return tiles to rack or to shuffle
- To see the remaining tiles, click on the tile bag



Chatting during a game

- To message your current opponent after a game has started, in the drop down at the Command line select
 - *Tell opponent's handle*
- To message someone else, in the Command line type
 - *tell ISC handle*
- To make an announcement to the entire group, use the QuaHSCO chat channel
 - *tell 52*
- Keep an eye on the Chat channel for announcements about breaks, restart times, winners, prizes, etc.
- Note: If you have played fewer than 11 games on ISC you cannot send a message on the Chat channel



Ending the game

- When a player goes out, opponent must either Challenge or Pass to end the game
- Unlike in real life, you only get one minute of overtime before a forfeit is declared
- If the forfeiting player is losing when their clock expires, the game ends with the reported score
- If the forfeiting player is winning when their clock expires, the opponent's score increases to one point more than the forfeiter

Reporting scores, viewing pairings and standings, contacting the directors

- Reporting scores
 - Open the [Google Sheet](#) at live.wgvc.com
 - Enter the results for each game on a single line. The winner fills out columns B through G. The loser enters their ISC handle in column H
 - In the event of a tie, type TIE before the handles of each players in columns B and E
- Viewing pairings and standings
 - At live.wgvc.com
- Contacting the directors
 - If you have any questions or concerns during the tournament text BOTH directors (and say who you are) or call one of us
 - Stefan: 917-838-9230
 - Vince: 703-282-3611
 - Or send us a message on ISC
 - Stefan: stw63
 - Vince: wgvc

Final instructions

- Reminder: The use of ANY electronic or print word lookup aids or devices during play is expressly prohibited. No ULU, no online word finders, no OSPD
- Set your phone aside and play to the best of your ability
- Most of all, good luck and have fun!