

QuaHSCO

2020 Quarantined
High School
Championship Online

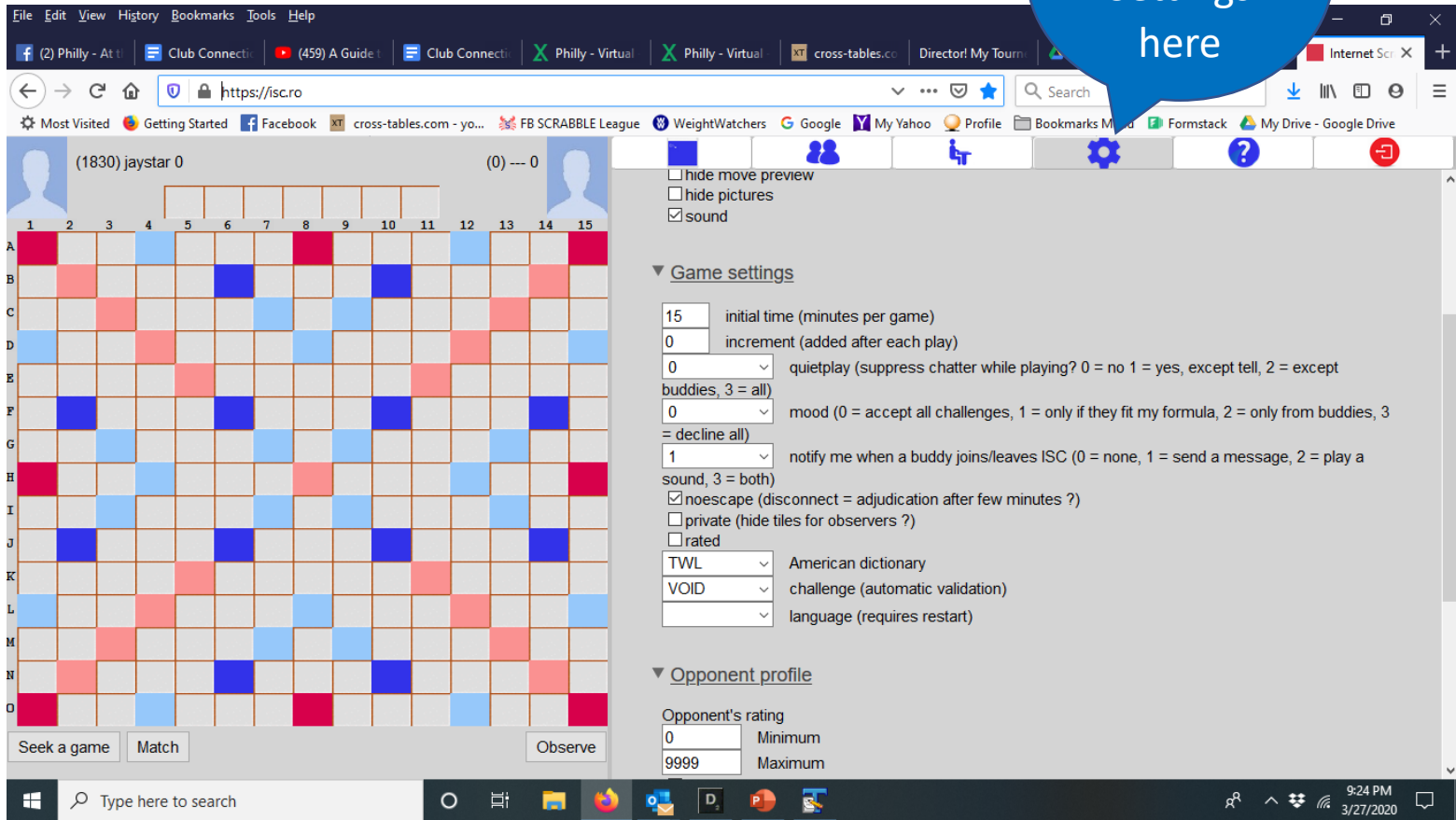
Tournament playing guide

Internet Scrabble Club (ISC)

- [Register for ISC](#)
- Not familiar with ISC? [Watch this video](#) created by former North American Scrabble champion Will Anderson
- Play a bunch of games before the tournament to get used to the site

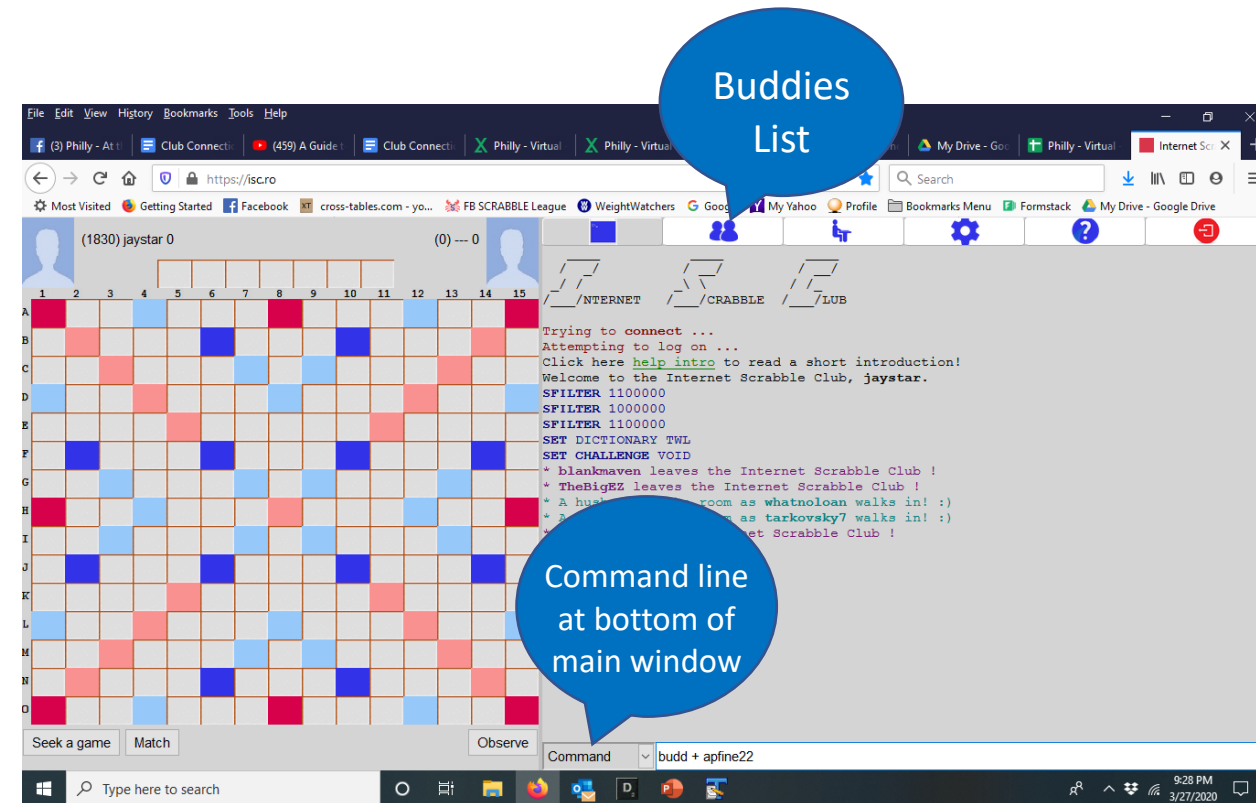
Things to do before QuaHSCO

- On ISC, set your Game Settings to:
 - Initial time: 20 Minutes
 - Dictionary: TWL
 - Challenge: Double
 - Rated: Yes
 - You can ignore the rest



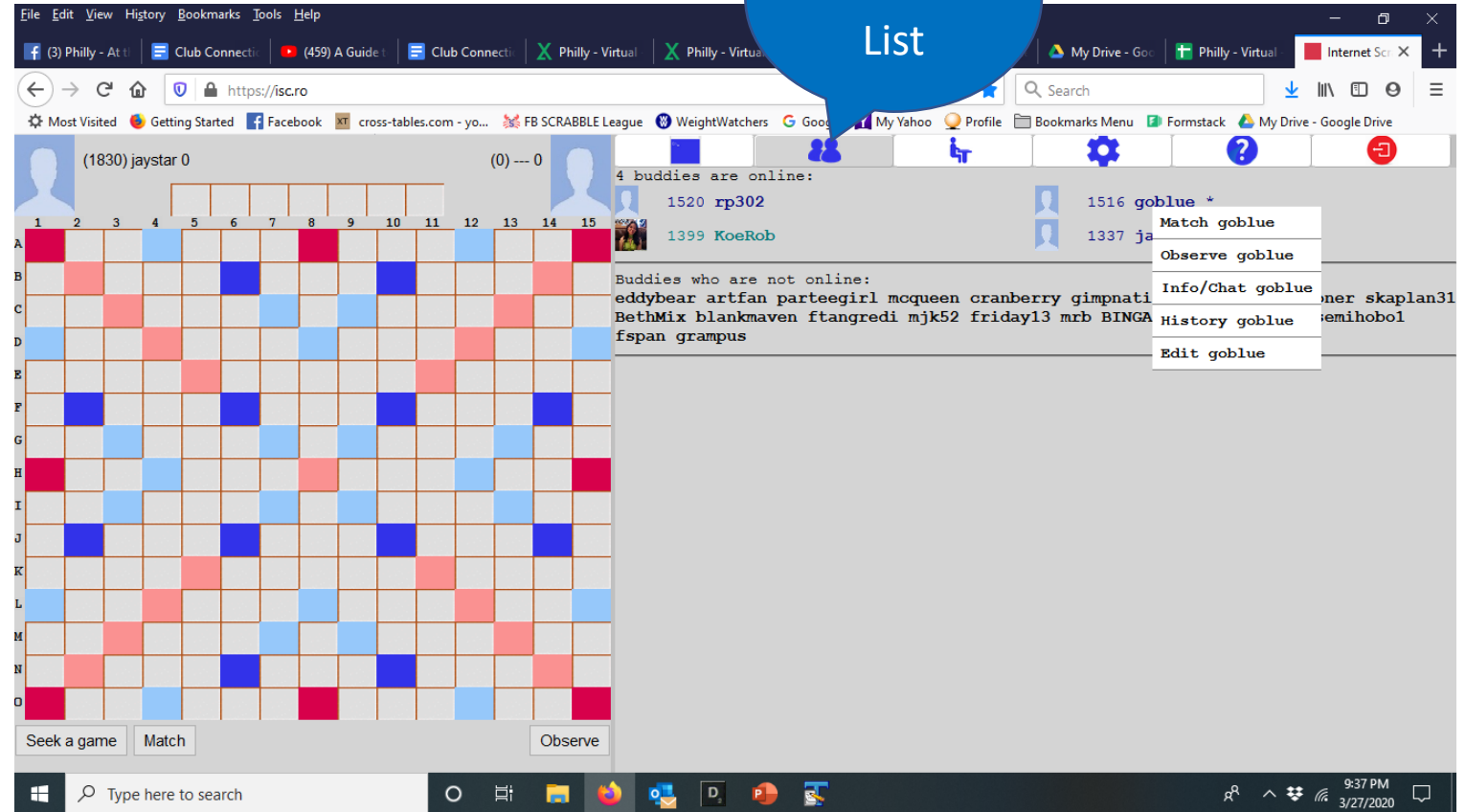
Things to do before QuaHSCO (continued)

- Add players to your Buddies List
 - On the Buddies page, type a handle into the search bar and hit enter or
 - Using the Command line at the bottom of the screen, type **budd +ISC handle** and hit enter
 - You can find player handles on the [QuaHSCO roster](#)



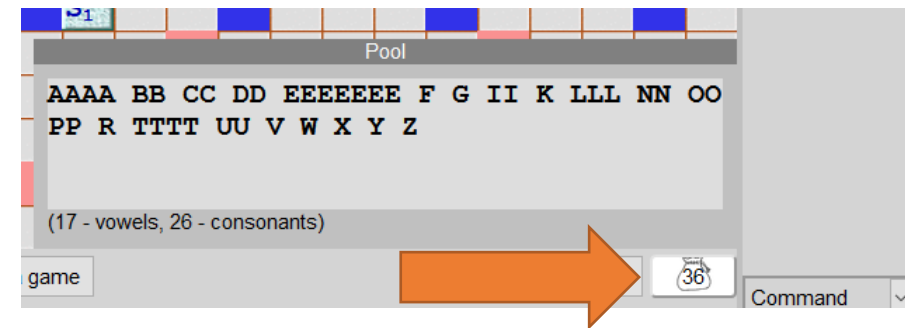
How to start a game on ISC

- Type in the Command line
 - *match ISC handle*
- Or, from your Buddies list (or anywhere on the main page), left click on your opponent's handle and select
 - *Match*
- By left clicking on a handle you also can select
 - *Observe* to watch a game in progress
 - *Chat* to open a separate chat window



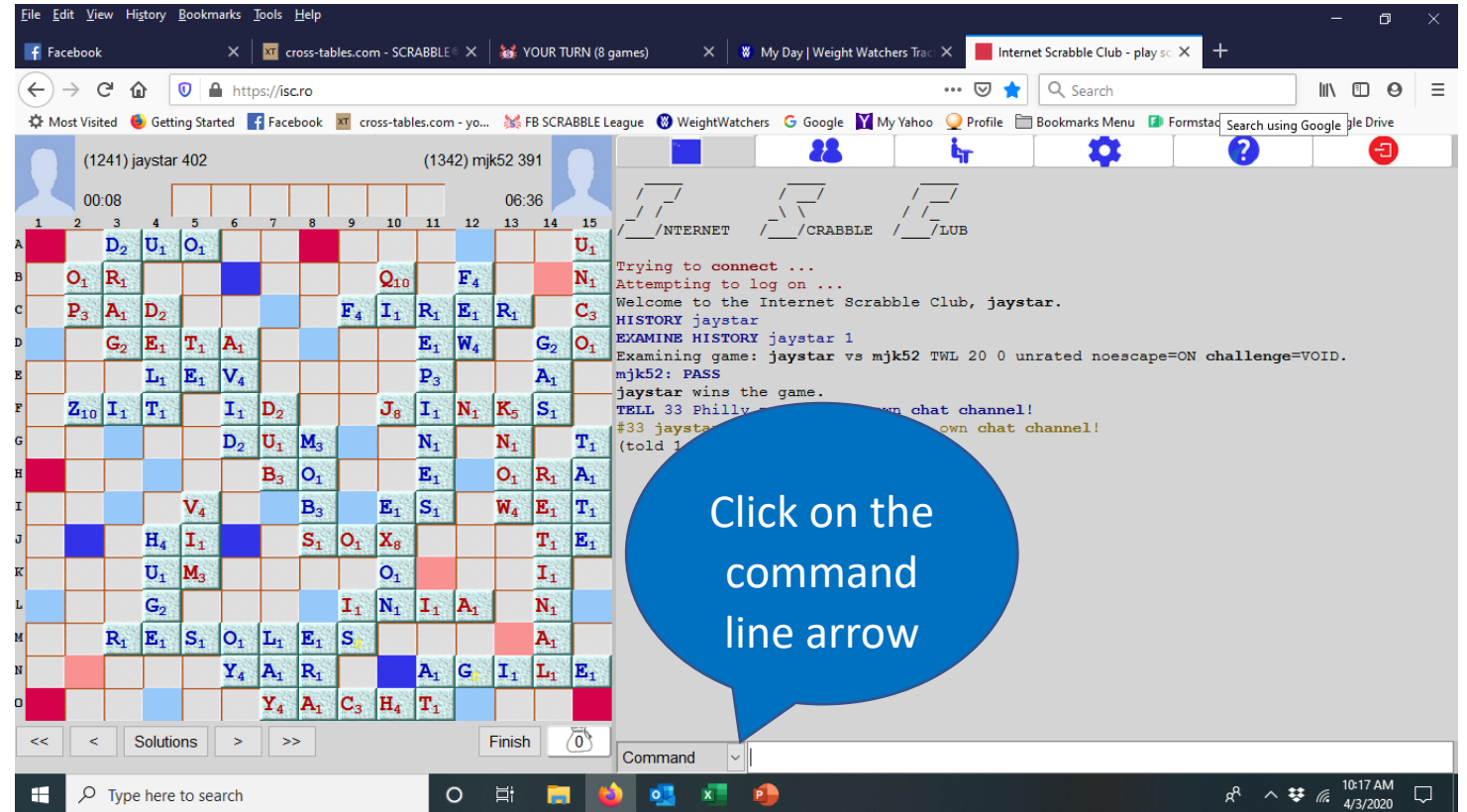
Starting and playing a QuaHSCO game

- Find your opponent for each round on the QuaHSCO Live Coverage page live.wgvc.com
- The higher-seeded player Matches their opponent
- Pairings indicate who goes first and second. If the game starts with you going first but the pairings say you're second, click Pass to allow your opponent to play first
- If your ISC connections drops, log back in and match your opponent. The game should resume
- Click on your clock to return tiles to rack or to shuffle
- To see the remaining tiles, click on the tile bag



Chatting during a game

- To message your current opponent after a game has started, click on the drop down at the Command line.
- *Tell opponent's handle* will be on the second line. Select it.
- To message someone else, in the Command line type
 - *tell ISC handle*
- We will NOT be using the Chat channel mentioned earlier. Announcements about breaks, restart times, winners, prizes, etc. will be posted on the Live Coverage page of the QuaHSCO website.



Ending the game

- When a player goes out, opponent must either Challenge or Pass to end the game
- Unlike in real life, you only get one minute of overtime before a forfeit is declared
- If the forfeiting player is losing when their clock expires, the game ends with the reported score
- If the forfeiting player is winning when their clock expires, the opponent's score increases to one point more than the forfeiter

Reporting scores, viewing pairings and standings, contacting the directors

- Reporting scores
 - Open the [Google Sheet](#) at live.wgvc.com
 - Enter the results for each game on a single line. The winner fills out columns B through G. The loser enters their ISC handle in column H
 - In the event of a tie, type TIE before the handles of each players in columns B and E
- Viewing pairings and standings
 - At live.wgvc.com
- Contacting the directors
 - If you have any questions or concerns during the tournament text BOTH directors (and say who you are) or call one of us
 - Stefan: 917-838-9230
 - Vince: 703-282-3611
 - Or send us a message on ISC
 - Stefan: stw63
 - Vince: wgvc

Final instructions

- Reminder: The use of ANY electronic or print word lookup aids or devices during play is expressly prohibited. No ULU, no online word finders, no OSPD
- Set your phone aside and play to the best of your ability
- Most of all, good luck and have fun!